

Wright Medical

Medical Devices · Memphis, TN · 36,867 followers

✓ Following ...

Your First Choice in Extremities and Biologics

Visit website

Jake & 68 other connections work here

See all 2,525 employees on LinkedIn

- Home
- About
- Jobs
- Life
- People
- Ads

All Images Documents Videos Sort by: Top

Wright Medical
36,867 followers
2d

We hosted a full house of surgeons at Wright's New Technologies in Foot & Ankle Surgery course in Minneapolis this past weekend. This course featured our newest innovations: CARTIVA® Synthetic Cartilage Implant, PROstep™ Minimally Invasive Surgery platform, the SALVATION™ 2 Midfoot Nail, BIOSKIN® Amniotic Wound Matrix, and AUGMENT® Injectable. To learn more about these products, visit www.wright.com.

HEALTHCARE PROFESSIONAL

New Technologies in Foot & Ankle Surgery

86

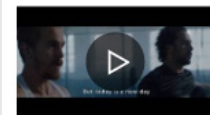
Highlights

77 recently posted jobs

- Sales Support Associate - Al...
New Orleans, LA, US
- Sr. IT Business Systems Anal...
Memphis, TN, US

+75 more jobs

Our Vision, Our Goals, Our Values



Wright Medical Group N.V. is a global...

Promoted



Wright Medical
36,867 followers
1w

The Jobs in July job fair in Memphis, hosted by Mayor Jim Strickland, was a great event for Wright Medical: 150+ resumes, 50 top candidates, 10 came on-site for a tour. Making a difference one candidate at a time. www.wright.com #wrightmedical

JOB FAIR AT WRIGHT MEDICAL

43

Wright Medical
36,867 followers
1w

Wright Medical is proud to introduce its debut product for wound care – BIOSKIN® Amniotic Wound Matrix! BIOSKIN® supports clinical efforts for challenging wound treatment. For more information, please visit www.wright.com/bioskin or contact your local Wright Medical Sales Representative.

Refer to prescribing information contained in the IFU - <http://bit.ly/2KWueEe>.

Your trusted partner in foot and ankle is now the Wright choice in wound.

BIOSKIN®
Amniotic Wound Matrix

MAKING WOUND CARE
EFFICIENT FOR YOU

For more information visit wrightwoundcare.com/bioskin or email us at Biologics.Marketing@wright.com

Information not available in all markets. ©2017 Wright Medical. All rights reserved. Wright Medical is a registered trademark of Wright Medical Group, Inc. All other trademarks are the property of their respective owners.

116 · 1 Comment



Wright Medical

January 15 • 🌐

...

Is big toe pain limiting your activities? Reduce pain, maintain function, and resume activities with CARTIVA® (1,2). Click here to read more on how CARTIVA® helped Maudie with her big toe arthritis.

<https://bit.ly/3cLrKC9>

Refer to prescribing information contained in the IFU - <https://bit.ly/2CNfhkL>.

1. Baumhauer JF, et al. Foot Ankle Int. 2016;37(5):457-469.
2. Glazebrook, M, et al. Foot Ankle Int. 2019;40(4):374-383.

CARTIVA®
Synthetic Cartilage Implant

"I'm 62 years old and so blessed to be a grandmother and now I can run and play with my grandchildren, skip, climb the ladder and slide down the slide with them, life is wonderful."

Maudie, 62
Dance Teacher, Grandmother



Wright Medical

February 18 • 🌐

...

Don't let big toe pain limit your activities. Reduce pain, maintain function, and resume activities with CARTIVA® (1,2). Click here to read more on how CARTIVA® helped Gail with her big toe arthritis.

<https://bit.ly/3cLrKC9>

Refer to prescribing information contained in the IFU - <https://bit.ly/2CNfhkL>.

1. Baumhauer JF, et al. Foot Ankle Int. 2016;37(5):457-469.
2. Glazebrook, M, et al. Foot Ankle Int. 2019;40(4):374-383.

CARTIVA®
Synthetic Cartilage Implant

"When my doctor asks if I would do it all over again, of course I say, absolutely, in a minute. I have had no restrictions. I'm pain free. Why wouldn't I?"

Gail, 70
Former Nurse, Educator, Scientist



Wright Medical

March 18 at 2:19 PM • 🌐

...

Is big toe pain limiting your activities? Reduce pain, maintain function, and resume activities with CARTIVA® (1,2). Click here to read more on how CARTIVA® helped Mickey with his big toe arthritis.

<https://bit.ly/3cLrKC9>

Refer to prescribing information contained in the IFU - <https://bit.ly/2CNfhkL>.

1. Baumhauer JF, et al. Foot Ankle Int. 2016;37(5):457-469.
2. Glazebrook, M, et al. Foot Ankle Int. 2019;40(4):374-383.

CARTIVA®
Synthetic Cartilage Implant

"I no longer feel held back from enjoying the activities I love. It's a game changer."

Mickey, 62
Yogi, Active Grandfather



Wright Medical

56,346 followers

1mo • 🌐

Alan Ng, DPM, presents a 62 year-old male patient with a history of bilateral hallux rigidus of the 1st MTP joint. Staged, bilateral CARTIVA® SCI procedures allow for sufficient recovery and gains in mobility between surgeries. You can view the case study at <http://bit.ly/395oiQO>. For more information, visit www.cartiva.net/physicians.

Refer to prescribing information contained in the IFU - <https://bit.ly/2CNfhkL>.

CASE STUDY: CARTIVA® Synthetic Cartilage Implant (SCI)



CARTIVA®
Synthetic Cartilage Implant

62 year-old male presented with bilateral hallux rigidus of the 1st MTP joint.

Dr. Ng is a paid consultant for Wright Medical Group N.V. Wright provided financial support for this case study. These results are specific to this individual only. Individual results and activity levels after surgery vary and depend on many factors including age, weight, and prior activity levels. There are risks and recovery times associated with surgery, and there are certain individuals who should not undergo surgery. This case study is a publication of Wright Medical Group N.V.



WRIGHT
NOW PART OF STRYKER



Wright Medical

56,346 followers

2w • 🌐

Checkout Dr. Ng's experience with using CARTIVA® SCI for treating hallux rigidus in his practice. To learn more, visit www.cartiva.net/physicians.

Refer to prescribing information contained in the IFU - <https://bit.ly/2CNfhkL>.

"For my patients seeking pain relief from their hallux rigidus and not wanting a fusion, CARTIVA® allows me to offer a motion preserving alternative with proven long-term outcomes. I set realistic expectations with my patients by telling them optimal recovery may take 6 to 12 months. They understand that this may be a bridge procedure and that fusion may be necessary if pain persists."

CARTIVA®
Synthetic Cartilage Implant



Alan Ng, DPM
Advanced Orthopedic and Sports Medicine Specialist
Denver, CO
Dr. Ng is a paid consultant for Wright Medical Group N.V.



Wright Medical

56,346 followers

1mo • 🌐

SAFE. EFFECTIVE. PROVEN. CARTIVA® Synthetic Cartilage Implant is the first PMA approved alternative to fusion proven to reduce pain while maintaining toe motion. (1,2) Learn what it means to be the only product of its kind supported by Level 1 Clinical Evidence for treating Hallux Rigidus at www.cartiva.net/physicians. [#halluxrigidus #bigtoearthritis](https://bit.ly/395oiQO)

Refer to prescribing information contained in the IFU - <https://bit.ly/2CNfhkL>.

1. Glazebrook M, et al. Foot Ankle Int. 2019;40(4):374-383.
2. Baumhauer JF, et al. Foot Ankle Int. 2016;37(5):457-469.

CARTIVA®
Synthetic Cartilage Implant

Proven results at
nearly 6 years

-97%
SUBSTANTIAL
REDUCTION
IN PAIN¹

+176%
SUBSTANTIAL
FUNCTIONAL
IMPROVEMENT¹

CARTIVA® SCI
surgeries are

**40%
FASTER**
(23 minutes)
than fusion¹

20,000+
patients

in the United States
have a CARTIVA® SCI¹

1. Glazebrook M, Bunkel C, O'Dowd D, et al. Midterm Outcomes of a Synthetic Cartilage Implant for the First Metatarsophalangeal Joint in Advanced Hallux Rigidus. Foot Ankle Int. 2019;40(4):374-383.
2. Glazebrook M, Young AE, Dwyer B, et al. Treatment of First Metatarsophalangeal Joint Arthritis Using Therapeutic with a Synthetic Cartilage Implant in Arthrodesis: A Comparison of Operative and Restless Time. Foot Ankle Surg. 2018;18(2):160-167.
3. Data on file at Wright Medical.




Last chance to sign up for the second event of the Advanced Total Ankle Replacement Virtual Education Series with Drs. Scott Ellis and W. Hodges Davis. The webinar will focus on Valgus Deformity and consist of a 30-minute didactic presentation, 30-minute faculty case presentations, and 30-minute guest panelist's case presentations. You can register at <http://bit.ly/3qMLyvv>.



Thurs., April 1 • 6:30-8:00 PM (CST)

ADVANCED TOTAL ANKLE
REPLACEMENT: VALGUS DEFORMITY
WEBINAR SERIES



W. Hodges Davis, MD

Scott Ellis, MD



GRAVITY™ Plantar Plate Repair System offers a quick, easy, and reproducible solution for patients suffering from lesser toe instability secondary to a plantar plate tear. "The instrumentation sets this system apart." - James Sferra, MD. Watch this five-minute cadaver lab video where Dr. Sferra teaches surgical tips and tricks when using this system – <http://bit.ly/36ljv9A>.

Refer to prescribing information contained in the IFU – <https://bit.ly/3e74Bfo>.

Virtual Learning at **WrightMeded.com**



wrightmeded.com



NEW



We just wrapped up another great Orthopaedic Foot & Ankle Fellows Webinar, where our expert faculty presented and discussed a variety of sports injuries of the foot and ankle and how to treat and manage them. Thank you to our faculty and attendees for a successful webinar, as part of our Orthopaedic Fellows Educational Series. For additional educational opportunities, contact your sales representative or visit www.wrightmeded.com.



NOW PART OF STRYKER

2021 Virtual Orthopaedic
Fellows Educational Series
Sports Injuries



Gerard Cush, MD, presents a 63 year-old active female patient who presented with pain and swelling at the 2nd MTP. After a GRAVITY™ Plantar Plate Repair, the patient returned to normal activities. You can view the case study at <https://bit.ly/31TiCIX>. For more information, visit our product page at <https://bit.ly/3eaNXvj>.

Refer to prescribing information contained in the IFU – <https://bit.ly/3e74Bfo>.

CASE STUDY: GRAVITY™ Plantar Plate Repair System



Gerard Cush, MD

GRAVITY™
Plantar Plate Repair System

63 year-old female
presented with pain and
swelling at the second
metatarsophalangeal
(MTP) joint.



NOW PART OF STRYKER

Dr. Cush is a paid consultant for Wright Medical Group LLC. Wright provided financial support for this case study.



Foot & ankle surgeons trust AUGMENT® because it is supported by high quality clinical data. This study presents an analysis from 597 joints (397 subjects) from a large RCT evaluating hindfoot and ankle arthrodesis success.* This study found that patients over the age of 65 years had over two times the odds ratio for fusion success when supplemented with AUGMENT®, compared to those supplemented with autograft. This data was an important element of the rationale CMS cited in their approval of a Transitional Device Pass-Through Payment for AUGMENT® Regenerative Solutions effective January 1, 2020. View this data at <https://bit.ly/2KcLW6U>.

* DiGiovanni CW, et al. JBJS 2013

Refer to prescribing information contained in the IFU - <https://bit.ly/3g8IENS>.

Trust AUGMENT®
Regenerative Solutions




Substantial Clinical
Improvement
in Hindfoot
& Ankle Fusion

2x

Odds Ratio
FOR FUSION SUCCESS IN PATIENTS
OVER 65 (VS AUTOGRAFT)*

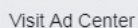
*Based on data from a retrospective analysis of 597 joints (397 subjects) from a large RCT evaluating hindfoot and ankle arthrodesis success. Data presented here is for patients over 65 years old.



During this holiday
season, we're thankful
for the opportunity to be
able to impact so many lives.



NOW PART OF STRYKER





Home



Explore



Notifications



Messages



Bookmarks



Lists



Profile



More

Tweet



Wright Medical

812 Tweets



Edit profile

Wright Medical

@wrightmedical

Wright Medical is a global specialty orthopaedic medical device company providing extremity & biologic solutions.

Memphis, TN wright.com Joined July 2010

42 Following 1,641 Followers

Tweets

Tweets & replies

Media

Likes



Wright Medical @wrightmedical · Aug 23

The Jobs in July job fair in Memphis, hosted by Mayor Jim Strickland, was a great event for Wright Medical: 150+ resumes, 50 top candidates, 10 came on-site for a tour. Making a difference one candidate at a time. wright.com [#wrightmedical](https://twitter.com/wrightmedical)



Wright Medical @wrightmedical · May 30

Surgeons are learning more about Wright's PROstep™ Minimally Invasive Surgery at our Advances in Foot & Ankle Surgery course in NYC today. Learn more at PROstepMIS.com.

Refer to prescribing information contained in the IFU - bit.ly/2h1P187. #MIS #bunion



1 1 1 1



Wright Medical @wrightmedical · May 14

Continuing Wright Medical's comprehensive effort to become THE first choice in extremities and biologics products in the ASC setting of care, we are proud to be a Bronze Sponsor at the 2019 annual meeting for the Ambulatory Surgery Center Association (ASCA) in Nashville, TN.



1 1 1 1

YouTube

Search

SIC

Home

Trending

Subscriptions

Library

History

Sign in to like videos, comment, and subscribe.

SIGN IN

BEST OF YOUTUBE

Music

Sports

Gaming

Movies

TV Shows

News

Live

Spotlight

360° Video

Browse channels

WRIGHT

FOCUSED EXCELLENCE

Your First Choice in Extremities and Biologics

wright.com

FIND HERE

Wright does not support or endorse discussion of product that may not be within the product's cleared indications (i.e. off-label use). Any discussion of these topics by Facebook users who like Wright is allowed by Wright does not imply Wright agrees with the discussion. Any product shown on this site may not be available for sale or importation in every country. Please consult a Wright sales representative to determine if the product is available in the desired country.

WrightMedical

780 subscribers

SUBSCRIBE

HOME

VIDEOS

PLAYLISTS

CHANNELS

ABOUT

Wright is a Special Company

1,445 views • 2 years ago

Wright is a Special Company

Popular uploads

PLAY ALL

Prosthetic Talar Chondral Resection

5:09

INFINITY™ Total Ankle System Animation

26K views • 4 years ago

Learn more at <http://www.totalankleinstitute.com/infinity-products/infinity-ankle/>

Minimally Invasive Foot Surgery

PLAY ALL

PROstep™ MICA™ Akin Animation

WrightMedical

368 views • 1 year ago

PROstep™ MICA™ Chevron Animation

WrightMedical

594 views • 1 year ago

PROstep™ MICA™ Chevron/Akin Animation

WrightMedical

1.6K views • 1 year ago

PROstep™ Cheilectomy Animation

WrightMedical

787 views • 1 year ago

Lower Extremity Animations

PLAY ALL

BIOFOAM™ Wedge System Animation

WrightMedical

2.1K views • 4 years ago

CHARLOTTE™ LISFRANC Reconstruction System...

WrightMedical

6.6K views • 4 years ago

ORTHOLOC™ 3Di Foot Reconstruction System MT...

WrightMedical

8.1K views • 4 years ago

ORTHOLOC™ 3Di Foot Reconstruction System...

WrightMedical

4.6K views • 4 years ago

2021 Social Media Planner

Day	February	Image(s)	Post has been made	
1	<p>LINKEDIN: PROPHECY™ Preoperative Navigation is a game changer and gives Dr. Berlet full confidence in his TAR surgeries. http://bit.ly/AnkleGoldStandard8</p> <p>To view safety information, visit https://bit.ly/39OG1w8.</p> <p>AP-013507A</p>		x	<div> <div>LE/Meetings</div> <div>UE/Meetings</div> <div>BIO/Meetings</div> <div>Launches</div> <div>Corp Meetings</div> <div>MedEd Events</div> <div>IR Meetings</div> </div>
2	<p>LINKEDIN: Find out why surgeons are considering expanding their patient selection for total ankle replacement. http://bit.ly/AnkleGoldStandard4</p> <p>To view safety information, visit https://bit.ly/39OG1w8.</p> <p>AP-013450A</p>		x	
3	<p>LINKEDIN: Early to mid-term outcomes with the INFINITY™ Ankle are excellent with 97% survivorship at 2-year follow-up. http://bit.ly/AnkleGoldStandard</p> <p>To view safety information, visit https://bit.ly/39OG1w8.</p> <p>AP-013450A</p>		x	
4	<p>LINKEDIN: Total Ankle Replacement is on the rise . . . are you on board? Click the link to learn why TAR could be the new gold standard for ankle arthritis. http://bit.ly/AnkleGoldStandard4</p> <p>To view safety information, visit https://bit.ly/39OG1w8.</p> <p>AP-013450A</p>		x	
5	<p>POST TO US ONLY: LINKEDIN: Tues., Oct. 20, 2020@3pm</p> <p>July's LapiFuse™ cadaveric webinar, where Dr. W. Hodges Davis and Dr. Christopher Hyer walk through the step-by-step surgical technique of Wright's newest technology in bunion correction – ORTHOLOC™ 2 LapiFuse™, is now available to replay at https://bit.ly/3dkaJRd. In this webinar, you will learn the surgical pearls, design rationale, and most frequently asked questions of joint preparation, triplanar correction, and fixation of this innovative Lapidus procedure. Refer to prescribing information contained in the IFU – https://bit.ly/2UZSFEg.</p> <p>AP-014202A / video: AP-014188</p>		x	
6				
7				
8	<p>LINKEDIN: Drs. Justin Kane and W. Hodges Davis discuss how PROstep™ MICA™ is revitalizing bunion procedures with new technology that provides less post op pain and higher patient satisfaction (1). This webinar replay is available at (link to AP-014250 on VLC).</p> <p>1. Lam, P., Et Al, Foot Ankle Clin N Am 2016</p> <p>Refer to prescribing information contained in the IFU – https://bit.ly/31DdnNU.</p> <p>AP-014282A / video: AP-014250</p>		x	
9	<p>LINKEDIN: Tuesday, October 13, 2020@10am:</p> <p>Freehanding the alignment and placement of the Jones screw k-wire is not always easy. Wright's ORTHOLOC™ 2 Jones Fracture radiolucent targeting guide allows you to radiographically set your lateral and AP alignment for throwing the guidewire "high and inside". Learn more at https://bit.ly/34rPVF9. #WrightMedical #orthopaedics</p> <p>Refer to prescribing information contained in the IFU - https://bit.ly/2Ahh5Se.</p> <p>AP-014071</p>		x	
10	<p>LINKEDIN @3pm: What are physicians saying about Wright's new ORTHOLOC™ 2 LapiFuse™ Triplanar Correction System for bunions? Learn more at https://bit.ly/2HgZWR2. #bunion #halluxvalgus</p> <p>Refer to prescribing information contained in the IFU – https://bit.ly/2ZhiuAA.</p> <p>AP-013599C</p>		x	
10	<p>LINKEDIN: Wednesday, February 10, 2021@8:30pm: We just finished another great Podiatric Fellows Webinar, where our faculty focused on various Lesser Toe Challenges and options for treating them. Thank you to our faculty and attendees for a successful webinar, as part of our Podiatric Fellows educational series. For additional educational opportunities, contact your sales representative or visit www.wrightmed.com.</p> <p>AP-014580A</p>		x	
<div> <div>+</div> <div>≡</div> <div>2021 Overview ▾</div> <div>JANUARY ▾</div> <div>FEBRUARY ▾</div> <div>MARCH ▾</div> <div>APRIL ▾</div> <div>MAY ▾</div> <div>JUNE ▾</div> </div>				

Social Media Repository

Ankle Franchise				
Approved?	Text	Image	Topic	Dates Posted
Yes AP-012263	Don't settle for a standard plate for your ankle fractures. Choose the one that allows for precise syndesmotic fixation while keeping a low profile construct. Learn more at http://bit.ly/2HEB0dF . Refer to prescribing information contained in the IFU - http://bit.ly/2VRqj7r .		Ankle Fracture	Monday, Sept 6, 2019@5pm
Yes AP-011725	Wright's ORTHOLOC™ 2 Ankle Fracture LP System is designed to provide surgeons the options they need to confidently treat their patient's ankle fractures. Learn more at http://bit.ly/2HEB0dF . Refer to prescribing information contained in the IFU - http://bit.ly/2VRqj7r .		Ankle Fracture	Wednesday, May 29, 2019@9am
Yes AP-013282	Simplify your fusion with our new low-profile ORTHOLOC™ Universal Anterior Ankle Fusion Plate. Visit http://bit.ly/2rgau2V to learn more. Refer to prescribing information contained in the IFU - http://bit.ly/2rfEgER .		Ankle Fusion	Haven't posted
Yes AP-013282	The VALOR™ Hindfoot Fusion Nail provides enhanced joint stability through dynamic internal compression with a reliable QuickTrigger mechanism that simplifies even the most complex ankle fusion procedures. Visit http://bit.ly/384tSmv to learn more. Refer to prescribing information contained in the IFU - http://bit.ly/2t3FgQo .		Ankle Fusion Valor	Haven't posted
Yes AP-013282	Gerard Cush, MD of Danville, PA presents a 55 year-old patient with a long history of right ankle pain with instability using the ORTHOLOC™ Universal Anterior Ankle Fusion Plate. You can view the case study here: http://bit.ly/2T6VkdUS .		Ankle Fusion - Case Study	Haven't posted
Yes AP-013453	Wright congratulates Dr. Steven Haddad on performing his 1,000th total ankle replacement. Dr. Haddad's expertise and commitment to advancing total ankle replacement has played a crucial role in the innovation of ankle arthritis treatment. You can view case studies from Dr. Haddad at http://bit.ly/2WibzHN . Refer to prescribing information contained in the IFU - https://bit.ly/2XhhHgF .		Congratulations	5/21/20
Yes AP-013450 (this is an animation)	Total Ankle Replacement is on the rise . . . are you on board? Click the link to learn why TAR could be the new gold standard for ankle arthritis. http://bit.ly/AnkleGoldStandard4 To view safety information, visit https://bit.ly/39OG1w8 .		Gold Standard	
Yes AP-013450 (this is an animation)	Find out why surgeons are considering expanding their patient selection for total ankle replacement. http://bit.ly/AnkleGoldStandard4 To view safety information, visit https://bit.ly/39OG1w8 .		Gold Standard	
Yes AP-013567	Why does Dr. Davis choose total ankle arthroplasty over ankle fusion in his practice? http://bit.ly/AnkleGoldStandard3 To view safety information, visit https://bit.ly/39OG1w8 .		Gold Standard	
<div> <div>+</div> <div> <div>CARTIVA</div> <div>ANKLE</div> <div>PROstep</div> <div>SALVATION</div> <div>CORE</div> <div>BIO</div> <div>MOD</div> <div>ASC</div> <div>MEDED EVENTS</div> <div>WEBINARS</div> <div>VLC</div> </div> </div>				